

Introduction to GLSL


Patrick Cozzi
University of Pennsylvania
CIS 565 - Fall 2016

Agenda

- Fixed vs. Programmable Pipeline Example
- GLSL

2

Light Map



- Multiple two textures component-wise

3
Images from: <http://zanir.wz.cz/?p=56&lang=en>

Light Map: Fixed Function

```
GLuint lightMap;
GLuint surfaceMap;
// ...

glEnable(GL_TEXTURE_2D);
glActiveTexture(GL_TEXTURE0);
glBindTexture(GL_TEXTURE_2D, lightMap);
glTexEnvf(GL_TEXTURE_ENV, GL_TEXTURE_ENV_MODE, GL_MODULATE);

glActiveTexture(GL_TEXTURE1);
glBindTexture(GL_TEXTURE_2D, surfaceMap);
glTexEnvf(GL_TEXTURE_ENV, GL_TEXTURE_ENV_MODE, GL_MODULATE);

glDraw* (...);
```

Tell fixed function we are using texture mapping

Tell fixed function how to combine textures

4

Light Map: Fixed Function

- In general, the fixed function

- ☐ is *configurable*
- ☐ is limited
- ☐ leads to a bloated API

5

Light Map: Programmable

- Write a *fragment shader*:

```
uniform sampler2D lightMap;
uniform sampler2D surfaceMap;

varying vec2 fs_txCoord;

void main(void)
{
    float intensity = texture2D(lightMap, fs_txCoord).r;
    vec3 color = texture2D(surfaceMap, fs_txCoord).rgb;
    gl_FragColor = vec4(intensity * color, 1.0);
}
```

Annotations:

- Textures (input) → `lightMap`, `surfaceMap`
- Per-fragment input → `fs_txCoord`
- one channel intensity → `texture2D(lightMap, fs_txCoord).r`
- Three channel color → `texture2D(surfaceMap, fs_txCoord).rgb`
- modulate → `intensity * color`

6

Light Map: Programmable

Recall the fixed function light map:

```
GLuint lightMap;
GLuint surfaceMap;
// ...

glEnable(GL_TEXTURE_2D);

glActiveTexture(GL_TEXTURE0);
glBindTexture(GL_TEXTURE_2D, lightMap);
glTexEnvf(GL_TEXTURE_ENV, GL_TEXTURE_ENV_MODE, GL_MODULATE);

glActiveTexture(GL_TEXTURE1);
glBindTexture(GL_TEXTURE_2D, surfaceMap);
glTexEnvf(GL_TEXTURE_ENV, GL_TEXTURE_ENV_MODE, GL_MODULATE);

glDraw* (...);
```

7

Light Map: Programmable

```
GLuint lightMap;
GLuint surfaceMap;
GLuint program;
// ...

glActiveTexture(GL_TEXTURE0);
glBindTexture(GL_TEXTURE_2D, lightMap);

glActiveTexture(GL_TEXTURE1);
glBindTexture(GL_TEXTURE_2D, surfaceMap);

glUseProgram(program); // Later: pass uniform variables
glDraw* (...);
```

8

Programmable Shading

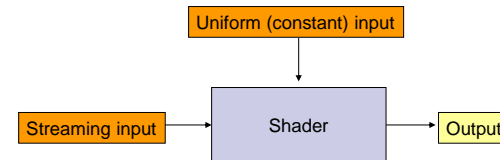
■ In general:

- Write a *shader*: a small program that runs on the GPU
- Tell OpenGL to execute your shader
- Write less CPU code / API calls

9

Shader Execution Model

■ For any shader type:

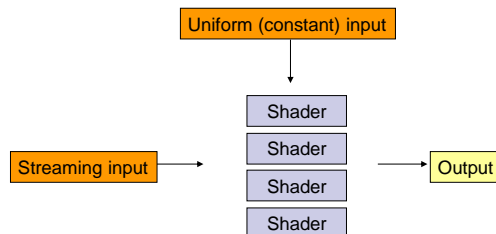


- Streaming input and output examples: vertices, primitives, fragments, ...
- Uniform input examples: matrices, textures, time, ...

10

Shader Execution Model

■ Shaders run in *parallel* on the GPU

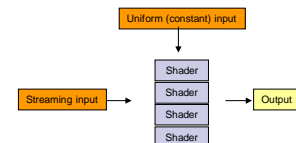


11

Shader Execution Model

■ Each shader

- Shares the same read-only *uniform* inputs
- Has different read-only input from a stream
- Writes its own output
- Has no side effects*
- Executes independently without communicating with other shaders*



12

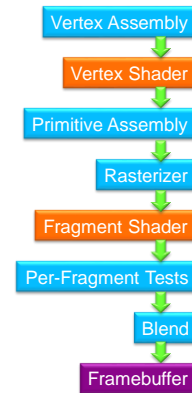
* Except in OpenGL 4.2+

Shader Execution Model

- Parallelism is implicit
 - Calling `glDraw*` invokes a parallel processor – the GPU
 - The driver/hardware takes care of scheduling and synchronizing
 - Users write parallel applications without even knowing it!

13

Shaders in the Pipeline



- Classic OpenGL 2 / OpenGL ES 2 / WebGL / Direct3D 9 Pipeline
- Newer pipelines also have programmable geometry, tessellation, and shaders

14

Vertex Shaders in the Pipeline

- A simple *vertex shader*:

```

uniform mat4 u_modelViewProjection;
attribute vec4 position;

void main(void)
{
    gl_Position = u_modelViewProjection * position;
}
    
```

The same model-view transform is used for each vertex in a particular `glDraw*` call.

Each vertex shader executes in a different thread with a different position.

`gl_Position` is the GLSL built-in vertex shader position output. We must write to it.

4x4 matrix times a 4-element vector; transform from model to clip coordinates.

15

Vertex Shaders in the Pipeline

- A *vertex shader* with two input attributes:

```

uniform mat4 u_modelViewProjection;
attribute vec4 position;
attribute vec3 color;
varying vec3 fs_color;

void main(void)
{
    fs_color = color;
    gl_Position = u_modelViewProjection * position;
}
    
```

Each vertex shader executes in a different thread with a different position and color.

This vertex shader outputs a `vec3` color in addition to `gl_Position`.

16

Fragment Shaders in the Pipeline

■ Recall:

□ Input

- Fragment position in screen space: `gl_FragCoord.xy`
- Fragment depth: `gl_FragCoord.z`
- Interpolated vertex shader outputs
- Uniforms

□ Output

- Fragment color
- Optional: fragment depth: `gl_FragDepth`*
- Optional: multiple "colors" to multiple textures
- `discard`
- Can't change `gl_FragCoord.xy`. Why?

17

* When supported

Fragment Shaders in the Pipeline


■ A simple *fragment shader*:

```
void main(void)
{
    gl_FragColor = vec4(1.0, 0.0, 0.0, 1.0);
}
```

Each fragment shader executes in a different thread and outputs the color for a different fragment.

Shade solid red.

Result:



18

Fragment Shaders in the Pipeline

■ A slightly less simple *fragment shader*:

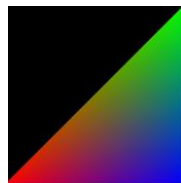
```
varying vec3 fs_color;

void main(void)
{
    gl_FragColor = vec4(fs_color, 1.0);
}
```

Fragment shader input from vertex shader output after rasterization.

Pass color through.

Result:



How?

19

GLSL Syntax

■ GLSL is like C without

- pointers
- recursion
- dynamic memory allocation

■ GLSL is like C with

- Built-in vector, matrix, and sampler types
- Constructors
- A great math library

Language features allow us to write concise, efficient shaders.

20

GLSL Syntax

- GLSL has a preprocessor

```
#ifdef FAST_EXACT_METHOD
    FastExact();
#else
    SlowApproximate();
#endif

#line 0

// ... many others
```

- All shaders have `main()`

```
void main(void)
{
}
```

21

GLSL Syntax: Vectors

- Vectors have constructors

```
vec3 xyz = vec3(1.0, 2.0, 3.0);

vec3 xyz = vec3(1.0); // [1.0, 1.0, 1.0]

vec3 xyz = vec3(vec2(1.0, 2.0), 3.0);
```

23

GLSL Syntax: Vectors

- Scalar types: `float`, `int`, `uint`, and `bool`
- Vectors are also built-in types:
 - `vec2`, `vec3`, and `vec4`
 - Also `ivec[2-4]`, `uvec[2-4]`, and `bvec[2-4]`
- Access components three ways:

□ <code>.x</code> , <code>.y</code> , <code>.z</code> , <code>.w</code>	←	Position or direction
□ <code>.r</code> , <code>.g</code> , <code>.b</code> , <code>.a</code>	←	Color
□ <code>.s</code> , <code>.t</code> , <code>.p</code> , <code>.q</code>	←	Texture coordinate

22

GLSL Syntax: Swizzling

- **Swizzle**: select or rearrange components

```
vec4 c = vec4(0.5, 1.0, 0.8, 1.0);

vec3 rgb = c.rgb; // [0.5, 1.0, 0.8]

vec3 bgr = c.bgr; // [0.8, 1.0, 0.5]

vec3 rrr = c.rrr; // [0.5, 0.5, 0.5]

c.a = 0.5; // [0.5, 1.0, 0.8, 0.5]
c.rb = 0.0; // [0.0, 1.0, 0.0, 0.5]

float g = rgb[1]; // 0.5, indexing, not swizzling
```

- Try it – you'll love it.

24

GLSL Syntax: Matrices

- Matrices are built-in types:
 - Square: `mat2`, `mat3`, and `mat4`
 - Rectangular: `matmxn`. *m* columns, *n* rows
- Stored *column major*.

25

GLSL Syntax: Matrices

■ Matrix Constructors

```
mat3 i = mat3(1.0); // 3x3 identity matrix

mat2 m = mat2(1.0, 2.0, // [1.0 3.0]
              3.0, 4.0); // [2.0 4.0]
```

■ Accessing Elements

```
float f = m[column][row];

float x = m[0].x; // x component of first column
vec2 yz = m[1].yz; // yz components of second column
```

Treat matrix as array
of column vectors

Can swizzle too!

26

GLSL Syntax: Vectors and Matrices

- Matrix and vector operations are easy and fast:

```
vec3 xyz = // ...

vec3 v0 = 2.0 * xyz; // scale
vec3 v1 = v0 + xyz; // component-wise
vec3 v2 = v0 * xyz; // component-wise

mat3 m = // ...
mat3 v = // ...

mat3 mv = v * m; // matrix * matrix
mat3 xyz2 = mv * xyz; // matrix * vector
mat3 xyz3 = xyz * mv; // vector * matrix
```

27

GLSL Syntax: `attribute` / `varying` / `uniform`

■ Recall:

```
uniform mat4 u_modelViewProjection;

attribute vec4 position;
attribute vec3 color;
varying vec3 fs_color;

void main(void)
{
    fs_color = color;
    gl_Position = u_modelViewProjection * position;
}
```

uniform: shader input constant
across `glDraw*`

attribute: shader input varies per
vertex attribute

varying: shader output

28

GLSL Syntax: Samplers

■ *Opaque* types for accessing textures

```
uniform sampler2D diffuseMap; // 2D texture  
  
vec3 color = texture2D(diffuseMap, vec2(0.5, 0.5)).rgb;  
  
// Also samplerCube.
```

29

GLSL Syntax: Samplers

■ *Opaque* types for accessing textures

```
uniform sampler2D diffuseMap; // 2D texture  
  
vec3 color = texture2D(diffuseMap, vec2(0.5, 0.5)).rgb;  
  
// Also samplerCube.
```

Samplers must be uniforms

30

GLSL Syntax: Samplers

■ *Opaque* types for accessing textures

```
uniform sampler2D diffuseMap; // 2D texture  
  
vec3 color = texture2D(diffuseMap, vec2(0.5, 0.5)).rgb;  
  
// Also samplerCube.
```

texture() returns a vec4;
extract the components you
need

2D texture uses 2D texture
coordinates for lookup

31

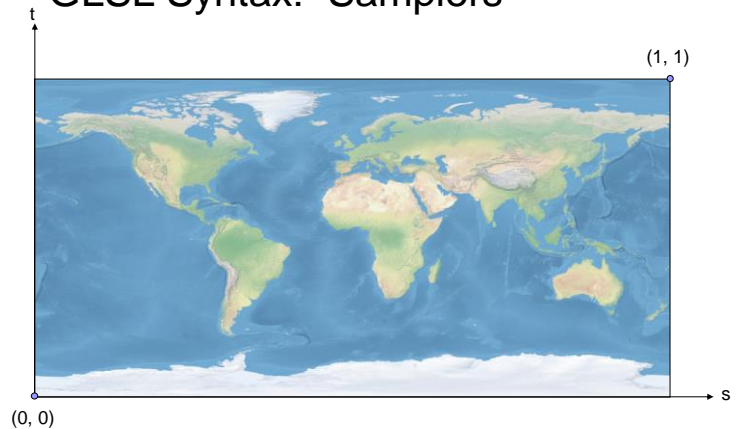
GLSL Syntax: Samplers

■ Textures

- Usually, but not always:
 - Textures are square, e.g., 256x256
 - Dimensions are a power of two
- Coordinates are usually normalized, i.e., in the range [0, 1]
- *Texel*: a pixel in a texture
- `texture2D()` does filtering using fixed function hardware

32

GLSL Syntax: Samplers



Images from: <http://www.naturalearthdata.com/>

33

GLSL Built-in Functions

Selected Trigonometry Functions

```
float s = sin(theta);
float c = cos(theta);
float t = tan(theta);

float as = asin(theta);
// ...

vec3 angles = vec3(/* ... */);
vec3 vs = sin(angles);
```

Works on vectors
component-wise.

34

GLSL Built-in Functions

Exponential Functions

```
float xToTheY = pow(x, y);
float eToTheX = exp(x);
float twoToTheX = exp2(x);

float l = log(x); // ln
float l2 = log2(x); // log2

float s = sqrt(x);
float is = inversesqrt(x);
```

One GPU instruction!

35

GLSL Built-in Functions

Selected Common Functions

```
float ax = abs(x); // absolute value
float sx = sign(x); // -1.0, 0.0, 1.0

float m0 = min(x, y); // minimum value
float m1 = max(x, y); // maximum value
float c = clamp(x, 0.0, 1.0);

// many others: floor(), ceil(),
// step(), smoothstep(), ...
```

36

GLSL Built-in Functions

- Rewrite with one function call

```
float minimum = // ...
float maximum = // ...
float x = // ...

float f = min(max(x, minimum), maximum);
```

37

GLSL Built-in Functions

- Rewrite this without the `if` statement

```
float x = // ...
float f;

if (x > 0.0)
{
    f = 2.0;
}
else
{
    f = -2.0;
}
```

38

GLSL Built-in Functions

- Rewrite this without the `if` statement

```
float root1 = // ...
float root2 = // ...

if (root1 < root2)
{
    return vec3(0.0, 0.0, root1);
}
else
{
    return vec3(0.0, 0.0, root2);
}
```

39

GLSL Built-in Functions

- Rewrite this without the `if` statement

```
bool b = // ...
vec3 color;

if (b)
{
    color = vec3(1.0, 0.0, 0.0);
}
else
{
    color = vec3(0.0, 1.0, 0.0);
}
```

Hint: no built-in functions
required for this one.

40

GLSL Built-in Functions

■ Selected Geometric Functions

```
vec3 l = // ...
vec3 n = // ...
vec3 p = // ...
vec3 q = // ...

float f = length(l); // vector length
float d = distance(p, q); // distance between points

float d2 = dot(l, n); // dot product
vec3 v2 = cross(l, n); // cross product
vec3 v3 = normalize(l); // normalize

vec3 v3 = reflect(l, n); // reflect

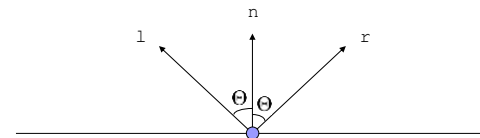
// also: faceforward() and refract()
```

41

GLSL Built-in Functions

■ `reflect(-l, n)`

- Given l and n , find r . Angle in equals angle out



42

GLSL Built-in Functions

■ Rewrite without `length`.

```
vec3 p = // ...
vec3 q = // ...

vec3 v = length(p - q);
```

43

GLSL Built-in Functions

■ What is wrong with this code?

```
vec3 n = // ...

normalize(n);
```

44

GLSL Built-in Functions

■ Selected Vector Relational Functions

```
vec3 p = vec3(1.0, 2.0, 3.0);
vec3 q = vec3(3.0, 2.0, 1.0);

bvec3 b = equal(p, q);      // (false, true, false)
bvec3 b2 = lessThan(p, q);  // (true, false, false)
bvec3 b3 = greaterThan(p, q); // (false, false, true)

bool b4 = any(b);           // true
bool b5 = all(b);           // false
```

45

GLSL Built-in Functions

■ Rewrite this in one line of code

```
bool foo(vec3 p, vec3 q)
{
    if (p.x < q.x)
    {
        return true;
    }
    else if (p.y < q.y)
    {
        return true;
    }
    else if (p.z < q.z)
    {
        return true;
    }
    return false;
}
```

46

GLSL Syntax and Built-in Functions

■ We didn't cover:

- ☐ Arrays
- ☐ Structs
- ☐ Function calls
- ☐ `const`
- ☐ `if` / `while` / `for`
- ☐ `dFdx`, `dFdy`, `fwidth`
- ☐ ...

47

GLSL Resources

■ OpenGL ES/GLSL Quick Reference Card

- ☐ http://www.khronos.org/opengles/sdk/2.0/docs/reference_cards/OpenGL-ES-2_0-Reference-card.pdf

■ GLSL Man Pages

- ☐ <http://www.opengl.org/sdk/docs/manglsl/>

■ NShader: Visual Studio GLSL syntax highlighting

- ☐ <http://nshader.codeplex.com/>

48